

Curriculum Share

DRDP Measure: Classification

Age Group: Toddlers - Preschool

Shape Hunt


Materials Needed:

- Shape Hunt Sheet
- Scissors
- Random household items

Directions

- Step 1 –
Print out Shape Hunt Sheet, and cut on the dashed lines
- Step 2 –
Find random household items that will fit the shapes on the Shape Hunt Sheet
- Step 3 –
Compare household item to the shape and point the shape that it is categorized in
- Step 4 –
Continue with all household items and make it fun!

During this activity, your child may learn the ability to compare, match, and classify the objects into groups according to their attributes. In this case, they will categorize the pictures by the shape. This can be the start to matching and categorizing objects.



Click on picture above to access the Shape Hunt Sheet!




Shape Hunt

Shapes

Square




Triangle




Rectangle



Circle



Octagon



Heart



Star



Oval

